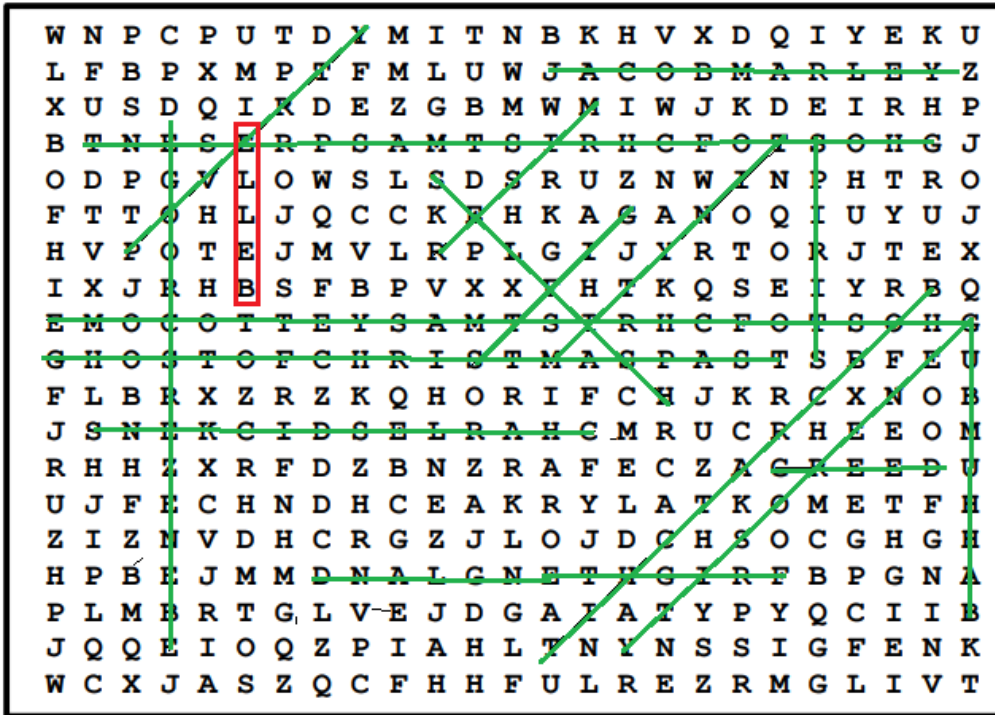


MERRY CHRISTMAS

Answers: Dickens 'A Christmas Carol' Word Seeker

Trivia Question: Belle



Printed by: [Adding Value Solutions Limited](http://www.addingvaluesolutions.co.uk)
 2 Friars Workshop, The Friars, Jedburgh, Roxburghshire, TD8 6BN
 M : 07768 653017 T : 0870 360 7000 F : 0870 360 7001
 E : stephen@addingvaluesolutions.co.uk - W : www.addingvaluesolutions.co.uk

MORRIS MINOR OWNERS CLUB

Dorset Branch

NEWSLETTER



Dec 2017, Volume 21, Issue 2
www.dorsetmmoc.co.uk

The MMOC Dorset Branch

was founded in 1980 by Graham Melly and chaired in the early days by Aubrey Batt. It is a Branch of the National Morris Minor Owners Club but has its own accounts and organisation (see Constitution for further details) **We meet on the first Wednesday of every month (7:30 for 8:00)** at the **Bournemouth Electric Club, Broadway Lane, BH8 0AA**. We have an active calendar of events throughout the year – particularly in the Summer months when we attend many **rallies** and other shows. The monthly Club Night is an opportunity to meet the other enthusiasts and enjoy a presentation or other activity organised by the Committee. Please note that the Dorset Branch MMOC will accept no liability in respect of goods or services provided by advertisers. No recommendation is implied.

Membership currently costs £10 per year, £12.50 for joint membership.

Please ask Branch Secretary if you require a copy of the Dorset Branch Constitution. (Also available on website.) For more details contact Laurie Blewer on 01202 522673 or John Jenkinson on 01202 576690

Advertising: Cars or spares for sale or wanted £5 per entry (Free to members). Traders

Key Contacts

President		Non-Committee posts	
Committee Members—'16-'17		Website editor	Brian Wood brian@dorsetmmoc.co.uk
Chairman	John Jenkinson 01202 576690	Newsletter editor	Natasja Dumay natasja.dumay@gmail.com
Secretary	Laurie Blewer 01202 522673	Regalia	Dave & Jackie Walker 01202 877972
Treasurer	Jacky Wood 01202 573494	Raffle Coordinators	Chris Tilly Margaret Pateman
Membership Secretary	Brian Ford 07502161535	Caterers	Sue Blewer Lyn Gerry
Events organiser/ H&S supervisor	Andy Dibb 01590 674557	 <p>FRONT COVER: Christmas Moggy Merry Christmas everyone!!</p>	
Welfare/ technical advisor	Eddie Pateman 01425 476634		
Spares Manager	Brian Wood 07411 116336		

Dorset Branch of the Morris Minor Owners Club

Helping to preserve the post war Morris Minor in the Dorset area and beyond

Forthcoming Events (see also www.dorsetmmoc.co.uk)

2017	
6 th December	Club Night – Noggin & Natter
30 th December	(Saturday) -Mistletoe Meander
2018	
1 st January	Classic CARRS on the Prom—Bournemouth Pier
3 rd January	Club Night—Skittles Night
6 th January	Dinner and Dance - Liston Hotel, Bournemouth
7 th February	Club Night— Blind Auction
23 rd February	Barn Dance—Southern Electric Club
7 th March	Club Night—Talk (tbc)
4 th April	Club Night—Quiz & Charity Vote
8 th April	Start: Classic Cars on the Prom—Bournemouth Pier
15 th April	Classic Cars on the Prom—Christchurch Quay
2 nd May	Club Night—Antiques Roadshow
7 th May	Popham Airfield Classic Car Show—Popham Airfield
20 th May	Classic Cars on the Prom—Highcliffe Castle
24 th June	Classic Cars on the Prom—Christchurch Quay
2 nd September	Classic Cars on the Prom—Christchurch Quay
30 th September	Classic Cars on the Prom—Christchurch Quay

(Don't forget to check the website for latest updates to events)

ESM MORRIS MINORS



ESM – Partners with & distributors for
Morris Minor Centre (Bath) Ltd
Est 1982 www.morrisminors.com

Old Factory Buildings, Battenhurst Road, Stonegate, Wadhurst
E.Sussex, TN5 7DU. Parts: 01580 200203

M R F CLASSICS—MOBILE MECHANIC

*Serviceing & repairs: specialising in classic cars
British Leyland trained:45 years in motor trade
No obligation quotes & consultations: Dorset MMOC member*

**Contact MARTIN: 07521 643751
e:mrfclassics@talktalk.net**

*UP AND OVER GARAGE DOORS
AND SHUTTERS LTD*



Garage Door Repairs, New & Used Garage Doors
Supplied & Fitted in Dorset, Hants, Wilts & Surrey

Call Frank on 07949 913373 or 01202 523334
www.upandovergaragedoorsandshutters.co.uk

PCC Precision Clutch Components



Sales: Simon Davis, Shaftesbury Road,
Henstridge, Templecombe, Somerset,
BA8 0PP

Tel: 01963 362484 Fax: 01963 364146
E: precisionclutch@aol.com
www.precisionclutch.co.uk

SAMPLE PRICES: Rebuild/
Exchange clutches for Minor
£65 (948cc) £65 (1098cc)

DORSET MMOC BARN DANCE

OLD-FASHIONED BARN DANCE

FRIDAY 23RD FEBRUARY 2018 7.30pm

Please bring a plate of food (American Supper) -
see list at Club Night

£5 entree p.p.
- Beginners Welcome -



SQUARE DANCES
COUPLES DANCES
CIRCLE DANCES

suitable refreshments
will be available
to fend off fatigue

Music & Calling
will be provided
All Dances Taught - No Partner Needed



CLUB NIGHT ACTIVITY:
Noggin & Natter

Inside this issue....

Editorial & Join the Club	4-5
Secretary's Report	6
Christmas Word Seeker - Dickens 'A Christmas Carol'	7
Chairman's Report	8
Beaulieu —update and special request	10-11
Technical Article: Just Ticking Over	12-14
For Sale and Wanted (and Club Notices)	15
News from the Spares Department	16-17
Dorset MMOC Barn Dance	18
Forthcoming Events	19
Answers— Christmas Word Seeker	20

The Dorset Branch Newsletter is published on the first Wednesday of the month and sent by post to paid-up members. It is also available for download from the Internet usually about 10 days before the Club Night.

Nidor BODYWORKS
Accident Repair Specialists
Insurance Approved
Restoration Work
Resprays
Unit 23 Dawkins Road,
Hamworthy Industrial Estate
Poole, Dorset BH15 4JY
www.nidor.co.uk
01202 671741

Editorial



Hi All! I hope you are all well, calm and in total control of the Christmas preparations. My Christmas is going to be relatively quiet, so I am pleased to say all is under control and pretty much all presents have been bought. As I will be in the UK this Christmas, I am planning to volunteer with the Salvation Army in Salisbury on Christmas Day to provide Christmas Lunch to those who need it—so that they're not on their own at Christmas.

I will be spending Boxing Day with my good friends in Ringwood. If you see Cyril driving around dressed up like a Christmas Tree, please don't pretend you don't know us, but instead hoot and wave in support.

If you want any hacks for Christmas, my tips are:

- ◆ Make copies of the recipes you'll be cooking. Then tape them at eye level to the doors of your kitchen cabinets. They'll be easy to read and follow, you can make notes as you go and even arrange them in order of your cooking prep.
- ◆ If you're trying to avoid the grease in gravy, pop drippings into the freezer. As the drippings cool, the fat will rise to the top and solidify, making it easy to skim off.
- ◆ Use a thermos flask to keep your gravy warm prior to decanting and serving.
- ◆ Drizzle a little warm chicken broth over overcooked turkey to revive it. It'll help moisten the meat and add flavour.
- ◆ Instead of taking up space in the oven, heat up plates on a quick rinse cycle in the dishwasher.
- ◆ Prepare your red cabbage a few days before, storing it in the fridge for flavours to deepen
- ◆ Use upturned ice-cream cones to turn cupcakes into Christmas trees, piping green frosting for the leaves and edible pearl balls as ornaments
- ◆ After the event, store your baubles and other tree decorations in old egg cartons

My recovery from my spinal operation is progressing slowly—with physio just having started. My consultant has particular concerns about my commute to work in Swindon, so I'm now in negotiation with my boss to hopefully get a small redundancy pay-off to start a new career closer to home (which I have been anticipating and working towards). This means I have put my 'day car' up for sale, as I will have Cyril to get around when I need to. (If you know anyone looking for a modern hybrid of under 2 years old, drop me a line). So for me the New Year is going to be quite a change – let's hope it'll all fall into place.

That leaves me one thing to do, and that is to wish you 'Gezellige Kerstdagen en een héél Gelukkig Nieuwjaar' (use Google translate to work that one out).

Please remember there's no newsletter in January. Have a good one, hopefully see you at the Mistletoe Meander and keep them rolling!!

Natasja 

Please mention where you saw the ad when you respond, thanks



Rebuilt **HS2 carburettors** for 948 and 1098 £105 each plus £25 exchange surcharge. (Others reconditioned to order—please ask Brian)



We also have some **reconditioned fuel pumps** for sale at £55 each (£50 to Branch Members) Postage is about £5. *Standard*

BRANCH SPARES DEPARTMENT For the benefit of newer members who may not be aware of it, the Branch operates a Morris Minor New Spares service. From the year 2015-16, we are introducing a discount scheme whereby *most* purchases by paid up Branch Members will get **10%** discount applied to the price* (unless already on discounted offer or not available to us with discount). We usually have some spares at the monthly branch Club Nights and we have a presence at some shows (particularly the Branch Rally and the Beaulieu Autojumbles). Spares are available most other times from Brian on 07411 116336. The spares are mostly sourced from ESM (East Sussex Minors—who support our branch rally also) and the prices charged generally reflect their prices. The advantages are availability of parts and *usually* no postage charges. Some locally made and reconditioned items are also available, such as bonnet props, fuel pumps, and carburettors. (*subject to fair use).

BRANCH REBATE SCHEME

You may be aware that the branch receives a financial rebate according to the numbers of national MMOC members who attend the monthly Club Nights. We therefore need to update our records so that we can take advantage of this scheme. Please would you advise the Membership Secretary of your **MMOC membership number** and renewal date and make sure that you sign the attendance sheet at the Club Nights. Thanks.




New Morris Minor Spares are available through the club. The current list is posted on the website under the 'New Spares' tab. *We can also order other items for you—usually saving the postage cost.*
Brian. 07411 116336

News from the Spares Department

Please mention where you saw the ad when you respond, thanks

The Heads are Back!

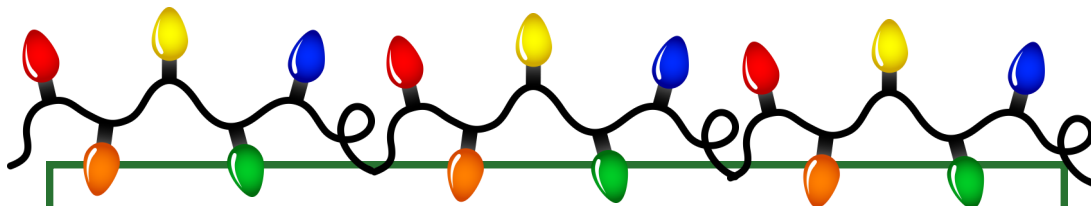
The good news is that we now have a new stock of fully re-conditioned Unleaded heads. If you are planning an engine rebuild in the near future, then an expertly re-built head with hardened exhaust valves and seats makes sense and saves a lot of work!



The work is done by a local, trusted engineering workshop (a contact of one of our branch members) and the prices are competitive with ESM or others (but with no postage charges for the head or the returned exchange unit.) The exchange price is **£230** (with 10% off for branch members—ie **£207.00**) for either 948cc or 1098cc units. Form an orderly queue please! (We need the old unit returned with just the valves and springs still fitted please).

Alternator Brackets with Coil Mount

Our other news from the 'inventions' department is that we now have stocks of the MkII alternator bracket with coil mount. Unfortunately we had a few breakages of the original design when used for high mileages. The new version has a much stronger design and has captive nuts incorporated and has 8mm screws to hold the coil. These will be **£19.50** less the usual 10% discount to club members (**£17.50**).



A warm welcome to the DMMOC family for:
Mr Martin Feltham



We're happy you chose to join our club. Make yourself at home, mingle with the crowd and make new friends. If you can see scope for improvement: speak up. We are continuously improving. And enjoy the ride!
As Eleanor Roosevelt said: "The purpose of life, after all, is to live it, to taste experience to the utmost, to reach out eagerly and without fear for newer and richer experience".

ORIGINAL CLASSIC PLATES FOR YOUR MORRIS MINOR

"It's nice to know that someone does a plate that fits the back of a Morris Minor. It's a lovely plate and the service was very prompt. I'm very pleased with the finished result"

John Jenkinson, Chairman
Morris Minor Owners Club, Dorset Branch

Front Plate

JEP 123L

Rear Plate

JEP 123L


Our Morris Minor plates are specially designed with radius corners to fit the rear aperture of a Morris Minor. All our embossed aluminium plates are handmade using traditional methods, stoving enamels and decades of experience.

VINTAGE & CLASSIC
PLATES BY
Jepson
Est. 1894
MADE IN
SHEFFIELD

0114 273 1151
www.jepsonclassicplates.com
Jepson Classic Plates, 44 East Bank Road, Sheffield, S2 3QN

Secretary's Report

Good evening everyone and welcome to the final meeting of 2017 – the Christmas noggin and natter. I hope you all enjoyed last month's photo competition and well done to Olivia for the winning picture. Next time we do it, we'll have different categories with prizes for each.



With regards to forthcoming events:

- ◆ January's meeting will be a skittles match.
- ◆ Don't forget to get your slips in for the Mistletoe Meander and the Dinner and Dance tonight please.
- ◆ We have sorted out the arrangements for a weekend away to the Oxford area in April. We will be staying at the Shillingford Bridge Hotel in Wallingford and visiting Nuffield House, the Oxford Bus Museum and the Morris Museum. John has sorted out a super deal for the whole weekend, but space will be limited—so get your booking in as soon as possible.
- ◆ I have now booked the Electric Club for Friday 23rd February for the Barn Dance, so once again get your booking slip in as soon as you can.
- ◆ We are currently considering a few more runs for next year following comments from members that we don't do enough of them, so watch this space as they say.

John and I have now had a meeting with Beaulieu and the plans for Moggyfest 2018 are now in full swing. They now consider us to be an integral part of the Spring Autojumble! Lord Montague will be attendance on the Saturday to present the commemorative gifts and to cut the 70th birthday cake. We have sorted out a new menu for the Saturday night and after dinner entertainment again. The entry forms will be available soon.

The Series II has been away for a few weeks now being painted and with any luck has returned home today - ready to be put back together. Whilst it has been away, I have been busy renovating all the bits and pieces I removed before the respray. I haven't even bought new numbers plates – the originals have come up lovely! I have decided to keep all the original chrome as well, as not only is the old stuff better quality, but I feel new chrome would just be too shiny. I'm keeping all the accessories made by the previous owner too. I know these are not to everyone's taste, but they are all part of the cars history.

That's all from me for this month so until next time. Have a Merry "Minoring" Christmas, a Happy New Year and Happy Motoring!



For Sale & Wanted & Club Notices

Please mention where you saw the ad when you respond, thanks

For Sale: Rebuilt 3-9 differential unit—late type. All new bearings and seal. Upgrade for Morris Minor/ A35. Will fit A40, MG Midget, etc. £200. Ring Eddie on 01425 476634

For Sale: One 803 engine that was in good condition when removed from its donor car and has been properly stored. It can be collected from just North of Swindon. Cost £40. Call Ash Holmes on 01285 810524 and have a chat for further information

For sale: 1957 Morris Minor Convertible. Genuine with original 948cc engine. Immaculate condition. History file with bill of sale. New MOT when sold **£10,495**

Please contact Nev on 01202 747687



For Sale:

• Large capacity (9 gallon) Saloon / Traveller / Convertible petrol tank

£110

Please contact Steven Loder on 07748 154474

For Sale:

Black back seats from a scrapped Morris Minor Ex Police car. They have been languishing in my loft in Weymouth for many years Price **£50**.

Contact Mike Pattison - Mobile 07818633390 or email mike.pattison@tiscali.co.uk



Wanted:

Series II 4 door saloon (1953-1956) good condition, not a project.

Please contact Phil Haste on 07966426917 or sales@torbayclockcentre.biz

The Branch Website has a '**Spares Shop**' which advertises (mostly second hand) spares. Why not brows the bargains or send me an ad or two with a picture.— Brian Wood—Spares Manager




Tired or stressed with life/ driving?

**Have a relaxing massage at home!
Treatments from £30**

- **Specialised Pregnancy Massage available.**
 - **Introductory rates for validated DMMOC members upon presentation of this advert (1 per customer).**
- Phone Rachel on 07854 849866 for more details and to discuss your treatment.**

Don't attempt to straighten a needle, however skillful you may be at metalwork. They are made to very fine tolerances, get a new one! A thin oil should be poured into the top hole of the suction chamber, just enough to fill the hollow piston rod, before replacing the damper. Grasp the throttle spindle and give it a good shake, if there is any sideways movement, the bushes are slack and will admit unwanted air which will adversely affect any attempt to set the mixture correctly.



Alongside the carburetor and attached to the main jet is the linkage for the enrichment device, COLOURED RED in fig. 6. Ensure that this linkage is free to move and that the jet is returned fully under the action of the return spring. The throttle spindle carries an adjustment screw (ARROWED RED fig. 6) which abuts the cam of this linkage, and is used not to adjust the tick over but to set the fast-idling speed when the choke is being used.

When the choke is fully off, there must always be at least a small clearance between this screw and its cam. In Fig. 6 is shown a strip of thin card inserted into the gap which represents the minimum clearance required. Detach or adjust the choke cable if the linkage is not being returned fully. Check the throttle cable for fraying and adjustment, both of which may prevent the mechanism from returning as it should. The spring should pull in a straight line with the cable and some adjustment to its anchor bracket may be necessary.

The slow-running screw fits into a lug on the carburetor body and is ARROWED YELLOW in fig. 6. With a warm engine, set this screw to give a moderately fast tick over then adjust the main jet by turning the nut ARROWED GREEN in fig. 4 a little at a time in either direction until the most even running is obtained, then back off the throttle stop screw until the engine runs at a satisfactory tick over speed. Too slow and the engine will shake undesirably - too fast and first gear will always engage with a crunch! The engine should respond to jet adjustments of less than half a turn. If this is not the case, it's most likely that the needle and jet are worn, and should be replaced as a pair.


Christmas Word Seeker Dickens 'A Christmas Carol'



- | | | |
|------------------|------------|--------------------------------|
| Charles Dickens | Poverty | Ghost of Christmas Past |
| Ebenezer Scrooge | Spirits | Ghost of Christmas Present |
| Selfish | Frighten | Ghost of Christmas Yet to Come |
| Miser | Generosity | Bah! Humbug! |
| England | Gifts | Jacob Marley |
| Bob Cratchit | Greed | Tiny Tim |

Trivia question: in the story, Scrooge lost the true love of his life because of his greed and his love for money. What was the first name of his true love? *(to find the answer, look for a word or phrase that is hidden in the puzzle, but not in the word list)*

All answers on page 20

 <p>KINSON TYRE SERVICE</p>	<p>CLASSIC CAR STORAGE</p> <p>Are you looking for safe, secure, dry indoor storage for your classic vehicle? From only £60 per calendar month located approximately 1 mile from Poole town centre. Car washing facilities available. Light servicing permitted. Contact Bill on 07812491839 quoting Dorset MMOC</p>
<p>01202 573698 / 576653</p>	
<p>1469 Wimborne Road Northborne Bournemouth BH10 7BQ</p>	

Chairman's Report



Good evening and welcome to December's Club Night.

Tonight is the last chance to book for the Branch Annual Dinner and Dance at the Liston Hotel and also to return your slips for the Mistletoe Meander run on 30th December.

Laurie and I have been to Beaulieu for a progress meeting with Staff to progress the arrangements for Moggyfest at the Spring Autojumble on the weekend of May 19-21 2018. The meeting went well and we will provide you with an update in the New Year.

Some of the members have spoken to the Committee about places to visit and some new runs, so here we go:

- ◆ I have booked the hotel for the Oxford weekend to visit Nuffield House and the Bus Museum on the weekend of April 13/14/15 2018.
- ◆ The Electric Club has been booked for the Barn Dance with live music and a caller on Friday 23rd February at £5 per person. We will also be doing an American Buffet supper which means 'bring your own food' for example 'Savouries' ie sandwiches, quiche, sausage rolls and small pizzas. Or 'Sweets' – things like gateaux, fruit pies etc. Please let us know when you fill in your form what you proposed to bring along (savory or sweet).
- ◆ I am also looking at doing a run to Oxford's Bakery which is near Shillingstone in Dorset.
- ◆ Also, the Lord Mayor's show in London the second week in November.

I would like to thank all of the businesses that have renewed their ads in the club magazine.

I think that is all for now, so have a Christmas drink on the Club and Ann and myself wish you all a Happy Christmas and New year and Good Motoring,

John Jenkinson.

TIM LANG
CLASSICS

RESTORATION CENTRE

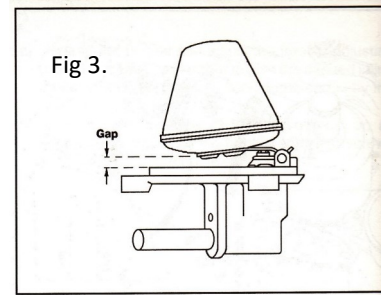
FOR ALL YOUR GARAGE WORK SERVICES AND RESTORATION/RENOVATION PROJECTS. HIGHLY REGARDED BY MIMOC MEMBERS. FOR AN HONEST AND RELIABLE SERVICE PLEASE CONTACT US ON: **01823 461861**
enquiries@minormagic.co.uk www.carrestorationuk.co.uk

TOP MARK
WINDSCREENS

CAR & COMMERCIAL GLAZING


WINDSCREENS ✓, REAR SCREENS ✓, GLASS REPAIRS ✓, SCRATCHES ✓, BODY GLASS ✓, MARINE ✓

Call today for a **FREE** Quotation
07971 956297 01202 534191
www.topmarkwindcreens.co.uk email: info@topmarkwindcreens.co.uk




The diameter of the bar should be 5/16" for HS2 carbs. and 7/16" for the earlier H2 type. Nylon floats need a clearance of 1/8" to 3/16" between uppermost point of float and lowermost reach of lid rim as shown in fig. 3. Adjustment is made by gentle bending of the lever. Remember the thin paper gasket when refitting the lid.

Remove the damper rod from the top of the suction chamber, see that the two screws which hold the suction chamber to the body of the carburetor are tight, then lift the piston with a finger via the air intake or by means of the spring-loaded lifting pin, ARROWED ORANGE in fig. 4. When the piston is released it should fall with a click which is clearly audible. If the piston comes to rest without this noise, mark the suction chamber discretely so it can be replaced in the same position relative to the carburetor body then remove the chamber and using a little petrol, clean its inside surface and the outside rim of the piston. Handle these parts carefully and do not use anything remotely abrasive for the cleaning operation.



Check the needle for straightness and the spring for distortion, but do not try to stretch it, as has been done to the uppermost spring in fig. 5 rendering it unfit for service. Place the piston inside the suction chamber without the spring and ensure that it can rise and fall freely. Assuming all looks well, reassemble the piston, spring and suction chamber without the damper rod and try the lift and drop test again. If not successful, either the needle is slightly bent or the jet will need to be re-centered. These subjects will be dealt with in a subsequent article.




JUST TICKING OVER


Many cars suffer from a lumpy or unpredictable tick-over which can be annoying particularly if the engine cuts out whenever the vehicle comes to rest. There can be many causes but usually the carburetor gets the blame regardless. Often a little attention to this instrument will make a good deal of difference to the running of the engine and its owner's sanity. It is relatively easy to get at and an hour's worth of educated tinkering could pay dividends. It is as well to note that if there are other problems with an engine, such as burnt valves or faulty ignition, it is impossible to set a carburetor correctly, and a compromise is the best one can hope for.

These notes are based on the HS2 carburetor but apply equally to the earlier H2 type, which differs slightly in construction but works on exactly the same principles. The air cleaner is important and should be checked for cleanliness. The paper element type must be renewed if it is not spotlessly clean. Earlier oil bath types

should be washed thoroughly in petrol before reassembly, ensuring that clean oil is maintained at the correct level. The air cleaner housing should be temporarily removed before turning one's attention to the carburetor. Its absence won't make any difference to slow - running adjustments. Before removing any parts of the carburetor remember that cleanliness is doubly important here, as is the need to handle all components with extra care.



The first thing is to ensure that the petrol level in the float chamber is correct and the needle valve and seating are OK. Remove the three screws holding the float chamber lid, and invert the lid to expose the hinged lever which operates the needle valve. Push its hinge pin out and remove lever and needle. Check that the tip of the needle and its seat in the lid are not worn or damaged, (fig. 1) replacing if necessary. Reassemble the needle and lever then set float height. Carburetors with a brass float may be set by laying a round bar under the lever as in fig. 2.



Little Canford Garage Ltd. BOSCH SERVICING CENTRE

*Servicing (classic and modern) 98 Wimborne Road West,
*MOT s (inc. Class IV & VII) Wimborne,
*Car Repairs Dorset, BH21 2DS,
*Car Diagnostics littlecanford@yahoo.co.uk
(discount on MOT's for Club Members)

Tel: 01202 883243 or 01202 886980
We specialise in all aspects of car repairs (ask for Colin)

Computer Repairs | Sales | Services | Mac + PC Support

bcr bournemouth computerrepair

Mr. Stephen Swan 01202 576812
<http://www.bournemouthcomputerrepair.co.uk>
info@bournemouthcomputerrepair.co.uk

TRAVEL LINK UK

AIRPORTS, DOCKS & DISTANCE
www.travellinkuk.net
travellinkuk@btopenworld.com

01202 300339
4, 6, 7 & 8 SEATER VEHICLES

Old Autos
Old, Interesting and Classic Cars in any condition
BOUGHT AND SOLD
Paul 07890 096907, Ken 07814 385781
old_auto@yahoo.co.uk
Open Friday and Saturday or by appointment
Southfields Farm, Church Ln, W.Parley, BH22 8TR

New Morris Minor Spares
are available through the club. The current list is posted on the website under the 'New Spares' tab. *We can also order other items for you—usually saving the postage cost.*
Brian. 07411 116336

www.morriswoodwork.co.uk
01243 788660
WOODIES
Email: torwoodies@aol.com

(Proprietor, Steve Foreman)
Unit 25, Eastmead Industrial Estate, Lavant, Chichester, West Sussex, PO18 0DB, UK Phone/ Fax: +44 01243 788660

"At Woodies we specialise in the Morris Traveller but we can fabricate timber frames for all classic cars. We have completed many Morris Travellers over 30 years, as well as many other wood framed vehicles."

Bodycare

Specialist body repairs and paintwork: Free estimates. All insurance repairs undertaken. Collection and delivery service.

ACCIDENT REPAIR CENTRE.
Low Bake Oven COLIN HUGHES Body Jig MIKE DREWETT

UNIT 5, BROOK PARK, 27 BROOK ROAD, WIMBORNE, DORSET, BH21 2BH. Telephone (01202) 887727 www.bodycare-arc.co.uk

CHARLES WARE'S MORRIS MINOR CENTRE
www.morrisminor.org.uk

RESTORATION SPARE PARTS

MOT, Repairs, Service, Welding, Body, Paint & Trim

Comprehensive range for all makes and models

Sales: (0117) 3003 754 Parts: (0117) 3003 753
20 Clothier Road, Bristol, BS4 5PS
morris.minor@charleswaresmmc.co.uk

Beaulieu 2018—update and special request

By Roger Kellow

As you're probably aware, Beaulieu are very keen for the Dorset MMOC to mark the 70th anniversary of the Morris Minor at the 2018 Spring Autojumble event (19-20 May'18). Our club will once again have a marquee for our exclusive use.

I am pleased to report the committee have unanimously approved the concept of a 'Morris Minor Timeline' theme within the club marquee. The marquee is planned to be even larger than previous years, allowing the club to form the Dorset club's 'time line' display, creating a progressive date line-up of Morris Minors across the entire marquee width. There will be a simple graph illustration behind the cars on display, highlighting production figures as well as major historical points occurring during the Minor production years from 1948 through to 1971.


The overall time line is intended to be divided into the four main time sections to match the four Minor 'Series Types' production periods. We are planning to display at least 7 minors in total in the marquee, specifically selected to represent these different models. Laurie is working towards the final choice of appropriate vehicles

In addition to the Minor vehicles being the main feature we are hoping to add some additional interest through a few carefully selected historical everyday artifacts, designed within the eras, to use as props to match those four vehicle type production periods as follows :-

1. 1948 to 1953 (Series MM)
2. 1953 to 1956 (Series II)
3. 1956 to 1962 (Minor 1000 948cc)
4. 1962 to 1971 (Minor 1000 1098cc)



Special member request



We would very much like to appeal to club members willing and able to loan items matching up with the above time period, suitable for use as display props. Ideally larger size items, they will be used as a

single object to illustrate the period. For example: a period gramophone cabinet, period console radio, vintage bicycle, period pram, or other furniture item matching any of the 'design' periods.



We are also interested in any fashion clothing items representing the time periods. Any items kindly loaned would of course be handled with great care and looked after.

The final chosen items will be displayed in the marquee, under cover at all times. The marquee will be manned by club members during the day, with Beaulieu security staff on duty 24-7 for the entire period of the event.



If you think you may be able to kindly help the club with any display items for the Beaulieu Spring Jumble next May, we would love to hear from you.

Ideally if you could share a picture of the item, then that will help us plan the look of the final display.

Please contact Laurie or myself!

With much thanks,

Roger Kellow
drkellow@ymail.com
01425 274295

Laurie Blewer
laurieblewer@btinternet.com
01202 522673/ 07947 525884

Note: *If local transporting is difficult, I am sure I could discuss and assist.*